

XY TEST STAGE |

2860-110

The Instron® XY Test Stage is designed to accommodate the trend of testing end products or components. Within the medical device industry, many components, sub-assemblies, or end products have multiple elements, like leads, that need to be tested independently of one another. Often the elements tested are in close proximity to one another. Using the XY-Stage, the specimen is fixated on the system and testing is performed on the individual elements. The XY-Stage easily and quickly relocates the specimen so that the next element can be tested without having to reinstall the specimen. Additionally, when initial alignment is critical for successful testing, the XY-Stage provides the ability for repeatable and quick results, including applications like insertion and withdrawal testing, or precision bend testing. The general flexibility of the XY-Stage allows it to adapt almost any specimen to your universal testing systems.

FEATURES

- Allows for easy mounting of end products or components for product integrity testing
- Allows for translational movement of test specimen for enhanced alignment capability prior to testing
- Accommodates various testing specimens and configurations
- Mounts to all Instron single- or dual-column testing system, as well as most non-Instron universal testing systems

PRINCIPLE OF OPERATION

The XY-Stage provides travel ranges of ± 25 mm in both the X and Y directions. The top work surface area has a convenient pattern of ten M5 threaded holes that can be used to attach any fixation devices (not included). A load force applicator or grips can be supplied separately.


Instron provides load verification and IQ/OQ services that can be incorporated to simplify your internal validation processes. Instron Bluehill Universal's Traceability module helps achieve 21CFR Part 11 compliance. Reports can be printed, emailed, or saved for future viewing.



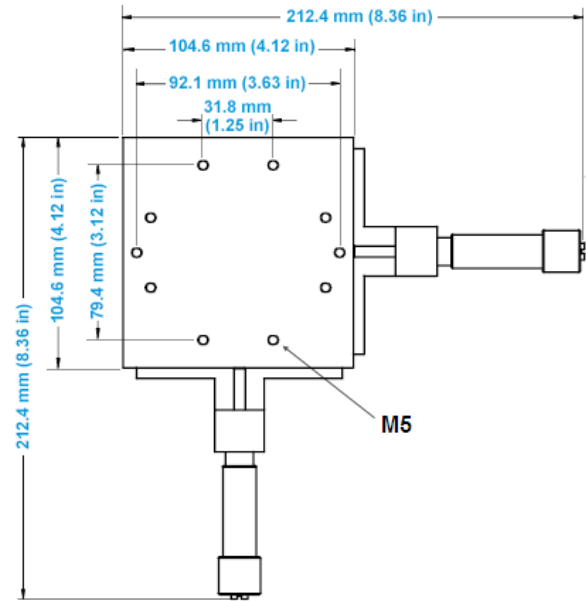
SPECIFICATIONS

Catalog Number	Test Capacity			Lower End Fitting Clevis Pin (Type Dm)	Weight		Travel (X and Y)		Fixture Accuracy	Temperature Range
	N	kg	lb	in	kg	lb	mm	in	mm	
2860-110	133	13.6	30	0.5	2.04	4.5	±25	±1	0.013 (mm/25 mm of travel)	Ambient temperature only

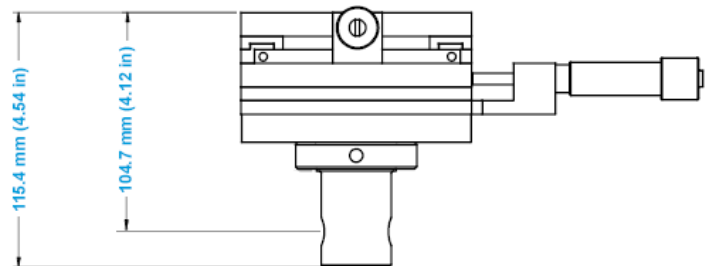
Compatible Frame Models: Single Column Systems - 68SC, 34SC, 594x, 334x, and 554x/ Dual Column Systems - 68TM, 34TM, 596x, 336x, and 556x



Push test of a catheter sub-assembly component



Top view of XY Test Stage



Front view of XY Test Stage

www.instron.com



Worldwide Headquarters
825 University Ave, Norwood, MA 02062-2643, USA
Tel: +1 800 564 8378 or +1 781 575 5000

European Headquarters
Coronation Road, High Wycombe, Bucks HP12 3SY, UK
Tel: +44 1494 464646