

ELECTROPULS® | E3000 LINEAR-TORSION ALL-ELECTRIC DYNAMIC TEST INSTRUMENT

The ElectroPuls® E3000 Linear-Torsion is a state-of-the-art, all-electric test instrument designed for dynamic and static testing on a wide range of materials and components. It includes Instron® advanced digital control electronics, bi-axial Dynacell™ load cell, Console software, and the very latest in testing technology – hassle-free tuning based on specimen stiffness, electrically operated crosshead lifts, a T-slot table for flexible test set ups and a host of other user-orientated features. Powered from a single-phase supply it requires no additional utilities for basic machine operation (for example, pneumatic air, hydraulics, or water).

FEATURES

- Oil-Free linear and rotary motor technology for clean conditions
- De-coupled linear/rotary actuators
- Designed for both dynamic and static testing on a variety of materials and components
- High dynamic performance, capable of performing at over 100 Hz
- ± 3000 N dynamic linear load capacity and ± 25 Nm dynamic torque capacity
- Electrically powered from single phase main supply, no need for hydraulic or pneumatic air supplies
- Temperature-controlled air-cooling system
- High-stiffness, precision-aligned twin column load frame with actuator in upper crosshead
- Versatile T-slot table for regular and irregular grips and specimens
- Compact instrument - frame requires less than 0.3 m² (3.2 ft²) of desk space



HARDWARE AND SOFTWARE INTERFACES DESIGNED TO PUT YOU IN CONTROL

- Console software control interface - engineered with Instron's knowledge of machine usability
- Rigidly mounted control pod with critical controls and emergency stop at your fingertips
- Electrically powered crosshead lift system with manual lever clamps for ease of test space adjustment
- System Status Indicator shows system conditions (off, on, emergency stop, and fault)

HIDDEN TECHNOLOGY DESIGNED TO IMPROVE YOUR TEST

- Patented, stiffness-based loop tuning system in both axes
- Unique actuator bearing system that maintains load string alignment when offset or lateral loads are induced by specimens or fixtures
- An optical encoder for precise digital extension control and a dedicated position channel for set up and end of test
- Digital two-axis control based on the industry's most advanced controller
- Dynacell advanced load cell technology for faster testing and reduction of inertial errors

A HIGH LEVEL OF VERSATILITY

- Readily adjustable test space to suit a wide variety of specimens, grips, fixtures, and accessories
- 60 mm (2.36 in) linear stroke, $\pm 135^\circ$ or ± 16 revolutions, for a wide range of tests, as well as ease of specimen set up
- Twin column configuration provides easy access to the test area
- Compatible with WaveMatrix™2, Bluehill® Universal* and Application Specific software
- Compatible with a large range of grips, fixtures, chambers, saline baths, video extensometers, and other accessories

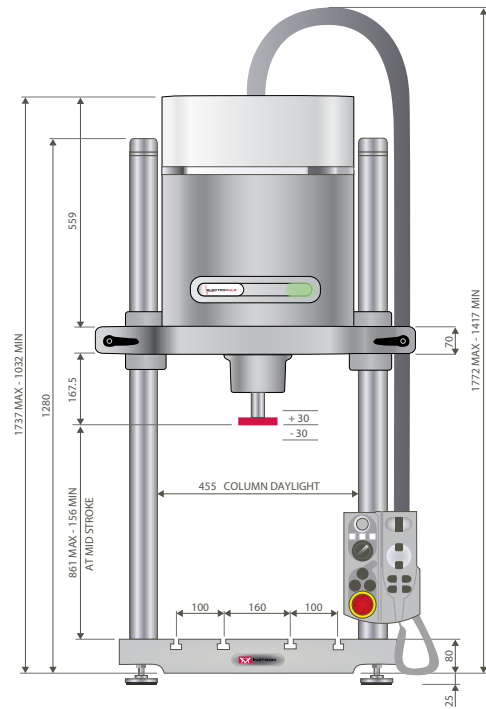
*Only supported in desktop mode

SPECIFICATIONS

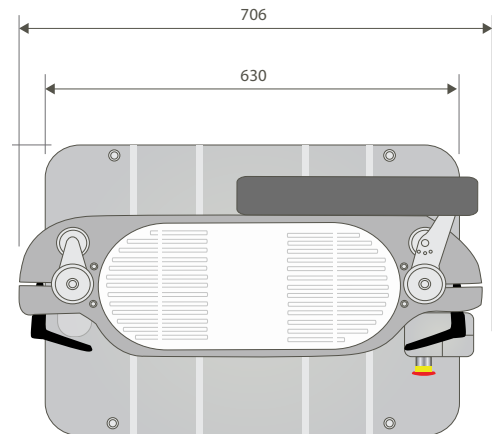
Linear Dynamic Capacity	±3000 N (±675 lbf)
Linear Static Capacity	±2100 N (±472 lbf)
Torsional Dynamic	±25 Nm (±221 in-lb)
Torsional Static Capacity	±18 Nm (±157 in-lb)
Stroke	60 mm (2.36 in)
Rotation	±135° or ±16 revolutions; user configurable
Load and Torque Weighing Accuracy	±0.5 % of indicated load or torque, or ±0.005 % of load cell capacity, whichever is greater
Daylight Opening	861 mm (34 in) maximum with actuator at mid stroke
Configuration	Twin-column with actuator in upper crosshead
Mounting	Tabletop: Vertical
Lift and Locks	Electrically powered lifts with manual lever clamps
Load Cell	±5 kN ±25 Nm Dynacell™
Weight	250 kg (551 lb) [frame] 70 kg (154 lb) [controller]
Electrical Supply	200 VAC to 240 VAC 32A single phase 50/60 Hz
Cooling	Temperature-controlled air cooling
Operating Temperature	+10 to +30°C (+50 to +86°F)

INTERFACES

Actuator	3 x M6 on 75 mm PCD 3 x M6 on 57 mm PCD
T-Slot Table	M6 x 1 right hand central thread 3 x M6 holes on 75 mm PCD 3 x M6 holes on 57 mm PCD 6 x M10 holes on 100 mm PCD 3 x M10 holes on 125 mm PCD 4 x M10 holes on a 280 mm x 90 mm accessory rectangle 4 x M6 T-slots spaced 80 mm and 100 mm from centre



E3000 dimensions: front view



E3000 dimensions: plan view

ACCESSORIES

1300-304	Safety Screen for E3000 test instrument
1300-311	High stiffness table
2527-203	±1 kN (225 lbf) ±25 Nm (220 in-lb) Biaxial Dynacell
2742-206	±3 kN ±25 Nm Linear-Torsion Mechanical Wedge-Action Grips
2810-500	3-Point Bend Fixture
2810-505	4-Point Bend Fixture Conversion Kit
2840-030	20 kN Compression Platens
3117-082	ElectroPuls Pullrod kit
3117-605 ¹	Environmental Chamber

Notes: 1. Requires Pull-rods & Mounting Brackets

www.instron.com



Worldwide Headquarters
825 University Ave, Norwood, MA 02062-2643, USA
Tel: +1 800 564 8378 or +1 781 575 5000

European Headquarters
Coronation Road, High Wycombe, Bucks HP12 3SY, UK
Tel: +44 1494 464646

ELECTROPULS® | E3000 LINEAR ALL-ELECTRIC DYNAMIC TEST INSTRUMENT

The ElectroPuls® E3000 is a state-of-the-art, all-electric test instrument designed for dynamic and static testing on a wide range of materials and components. It includes Instron® advanced digital control electronics, Dynacell™ load cell, Console software, and the very latest in testing technology – hassle-free tuning based on specimen stiffness, electrically operated crosshead lifts, a T-slot table for flexible test set ups and a host of other user-orientated features. Powered from a single-phase supply it requires no additional utilities for basic machine operation (for example, pneumatic air, hydraulics, or water).

FEATURES

- Oil-Free linear motor technology for clean conditions
- The actuator can be unlocked to allow free rotation on the actuator to add flexibility in the tests that require this
- Designed for both dynamic and static testing on a variety of materials and components
- High dynamic performance, capable of performing at over 100 Hz
- ± 3000 N dynamic linear load capacity and ± 2100 N static load capacity
- Electrically powered from single phase main supply, no need for hydraulic or pneumatic air supplies
- Temperature-controlled air-cooling system
- High-stiffness, precision-aligned twin column load frame with actuator in upper crosshead
- Versatile T-slot table for regular and irregular grips and specimens
- Compact instrument - frame requires less than 0.3 m^2 (3.2 ft^2) of desk space

HARDWARE AND SOFTWARE INTERFACES DESIGNED TO PUT YOU IN CONTROL

- Console software control interface - engineered with Instron's knowledge of machine usability
- Rigidly mounted control pod with critical controls and emergency stop at your fingertips
- Electrically powered crosshead lift system with manual lever clamps for ease of test space adjustment
- System Status Indicator shows system conditions (off, on, emergency stop, and fault)

HIDDEN TECHNOLOGY DESIGNED TO IMPROVE YOUR TEST

- Patented, stiffness-based loop tuning system
- Unique actuator bearing system that maintains load string alignment when offset or lateral loads are induced by specimens or fixtures
- An optical encoder for precise digital extension control and a dedicated position channel for set up and end of test
- Digital control based on the industry's most advanced controller
- Dynacell advanced load cell technology for faster testing and reduction of inertial errors



A HIGH LEVEL OF VERSATILITY

- Readily adjustable test space to suit a wide variety of specimens, grips, fixtures, and accessories
- 60 mm (2.36 in) stroke, for a wide range of tests, as well as ease of specimen set up
- Twin column configuration provides easy access to the test area
- Compatible with WaveMatrix™2, Bluehill® Universal* and Application Specific software
- Compatible with a large range of grips, fixtures, chambers, saline baths, video extensometers, and other accessories

*Only supported in desktop mode



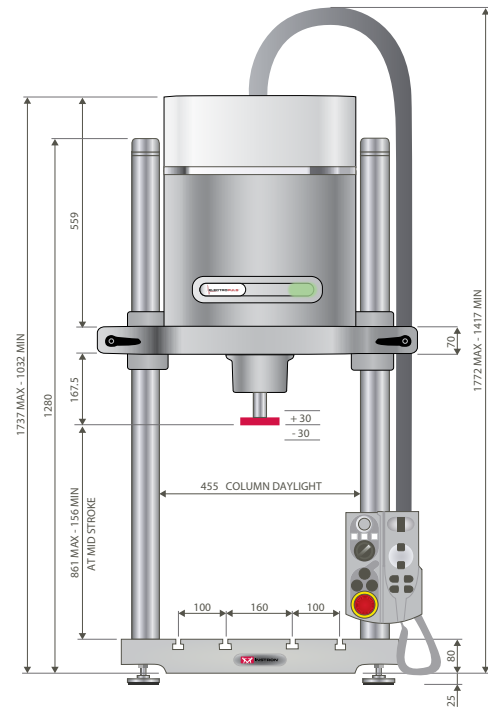
The difference is measurable®

SPECIFICATIONS

Dynamic Capacity	±3000 N (±675 lbf)
Static Capacity	±2100 N (±472 lbf)
Stroke	60 mm (2.36 in)
Load Weighing Accuracy	±0.5 % of indicated load or ±0.005 % of load cell capacity, whichever is greater
Daylight Opening	861 mm (34 in) maximum with actuator at mid stroke
Configuration	Twin-column with actuator in upper crosshead
Mounting	Tabletop: Vertical
Lift and Locks	Electrically powered lifts with manual lever clamps
Load Cell	±5 kN Dynacell™
Weight	240 kg (529 lb) [frame only] 42 kg (92.5 lb) [controller]
Electrical Supply	200 VAC to 240 VAC 16A single phase 50/60 Hz
Cooling	Temperature-controlled air cooling
Operating Temperature	+10 to +30 °C (+50 to +86 °F)

INTERFACES

Actuator	3 x M6 on 75 mm PCD 3 x M6 on 57 mm PCD
T-Slot Table	M6 x 1 right hand central thread 3 x M6 holes on 75 mm PCD 3 x M6 holes on 57 mm PCD 6 x M10 holes on 100 mm PCD 3 x M10 holes on 125 mm PCD 4 x M10 holes on a 280 mm x 90 mm accessory rectangle 4 x M6 T-slots spaced 80 mm and 100 mm from centre

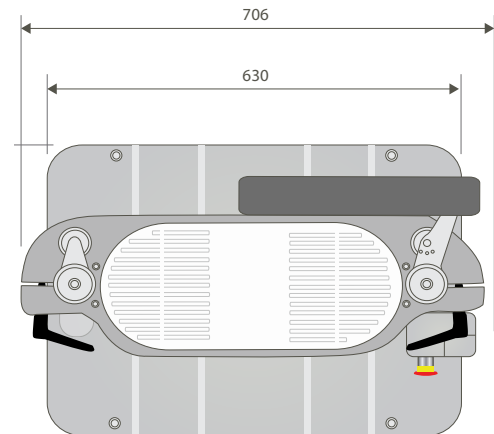


E3000 dimensions: front view

ACCESSORIES

1300-304	Safety Screen for E3000 test instrument
1300-311	High stiffness table
2742-206	±3 kN ±25 Nm Linear-Torsion Mechanical Wedge-Action Grips
2810-500	3-Point Bend Fixture
2810-505	4-Point Bend Fixture Conversion Kit
2840-030	20 kN Compression Platens
3117-082	ElectroPuls Pullrod kit
3117-605 ¹	Environmental Chamber

Notes: 1. Requires Pull-rods & Mounting Brackets



E3000 dimensions: plan view

www.instron.com



Worldwide Headquarters
825 University Ave, Norwood, MA 02062-2643, USA
Tel: +1 800 564 8378 or +1 781 575 5000

European Headquarters
Coronation Road, High Wycombe, Bucks HP12 3SY, UK
Tel: +44 1494 464646